

# SFP TRANSCEIVER INSERTION/ EXTRACTION TOOL

MC04-7010



**WARNING! THIS TOOL SHOULD NOT BE USED ON LIVE ELECTRICAL CIRCUITS. IT IS NOT PROTECTED AGAINST ELECTRICAL SHOCK!**

Always use OSHA/ANSI/CE or other industry approved eye protection when using tools. This tool is not to be used for purposes other than intended. Read carefully and understand instructions before using this tool.

WARRANTY: RIPLEY warrants its products against defective materials and workmanship for a period of two years from date of shipment from the RIPLEY factory provided the product is utilized in accordance with instructions and specified ratings.


## Product Overview

The Miller MC04 is a compact and ergonomic way to easily remove and install SFP, CFP and QSFP style connectors. The patented tip securely attaches to the handle on flip handle style transceivers, so you don't have to worry about dropping it or having it slip off.


## Product Features

- Narrow profile designed to work in high density panel installations.
- Ergonomic grip for easy and secure operation.
- One piece polymer with integrated spring design.


## Operating Instructions



1. Use the MC04-7010 to grab the handle on the top of the transceiver latch.



2. Gently pull back and the latch should automatically rotate down.



3. Pull the transceiver out of the housing. Installation is the reverse procedure.