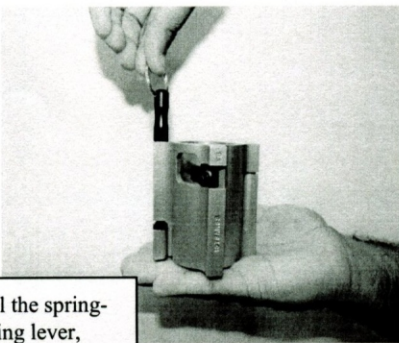
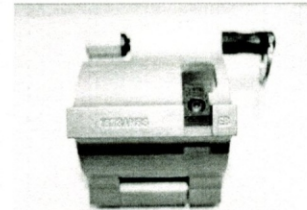




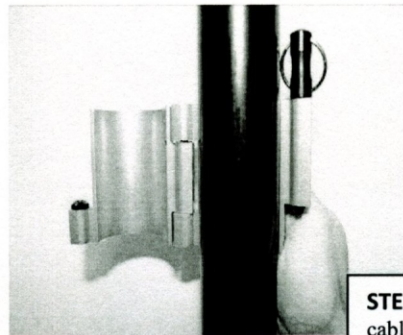
# PREPARATION INSTRUCTIONS

## Mid-Span Stripper P/N 1873-AMSS


CommScope's Mid-Span Stripper (AMSS) is designed to be used as a mid-span stripping tool for fast and efficient removal of cable jacket on our 1 5/8" coaxial cables for ground strap installation.



**STEP 1** Pull the spring-loaded locking lever, and open the tool.



**STEP 2** Place the tool around the cable and position the blade where the grounding strap will be installed. Close the tool.  
Note: The pin may not lock into place until the blade is fully engaged into



**STEP 3** Rotate the tool in a manner to engage the blade into the jacket. The jacket should start to eject from the tool (if this is not happening, the tool is being turned in the wrong direction). The tool will feed itself along the cable length once the blade is fully engaged and the pin will lock. Continue until the desired length of cable outer conductor is exposed. The tool feed can be stopped by letting the tool rotate against your gloved (free) hand. The result will be a clean edge on the cable jacket. Open and remove the tool.

Andrew LLC  
Customer Service 24 hours  
U.S.A., Canada, Mexico:  
for HELIAX® AVA Cables call 1-800-255-1479  
for HELIAX® SFX, FXL Cables call 1-888-235-5732  
U.K.: 0800 250055 Brazil: +55-15-2102-4000  
Other Europe: +44 592 782 612

[www.commscope.com](http://www.commscope.com)  
Visit our Web site at [www.commscope.com](http://www.commscope.com) or contact your local Andrew LLC representative for more information.

© 2010 CommScope, Inc. All rights reserved.  
Andrew LLC is a trademark of CommScope. All trademarks identified by ® or ™ are registered trademarks or trademarks, respectively, of CommScope. This document is for planning purposes only and is not intended to modify or supplement any specifications or warranties relating to Andrew LLC products or services.

Notice: Andrew LLC disclaims any liability or responsibility for the results of improper or unsafe installation, inspection, maintenance, or removal practices.  
Aviso: Andrews LLC no acepta ninguna obligación ni responsabilidad como resultado de prácticas incorrectas o peligrosas de instalación, inspección, mantenimiento o retiro.  
Avis: Andrew LLC décline toute responsabilité pour les conséquences de procédures d'installation, d'entretien ou de retrait incorrectes ou dangereuses.  
Hinweis: Andrew LLC lehnt jede Haftung oder Verantwortung für Schäden ab, die aufgrund unsachgemäßer Installation, Überprüfung, Wartung oder Demontage auftreten.  
Atenção: A Andrew LLC abdica do direito de toda responsabilidade pelos resultados de práticas inadequadas e sem segurança de instalação, inspeção, manutenção ou remoção.  
Avvertenza: Andrew LLC declina eventuali responsabilità derivanti dall'esecuzione di procedure di installazione, ispezione, manutenzione e smontaggio improprie o poco sicure.

注意：Andrew 公司申明對於不恰當或不安全的安裝、檢驗、維修或拆卸操作所導致的後果不負任何義務和責任

